

BLV Air Cargo routes and Tonnage:



- **BLV – MidAmerica St. Louis Airport**
- **The FREIGHT Airport**
- **Intercontinental Cargo Gateway**
- **Asia – Latin America - Midwest**

MAY 2009

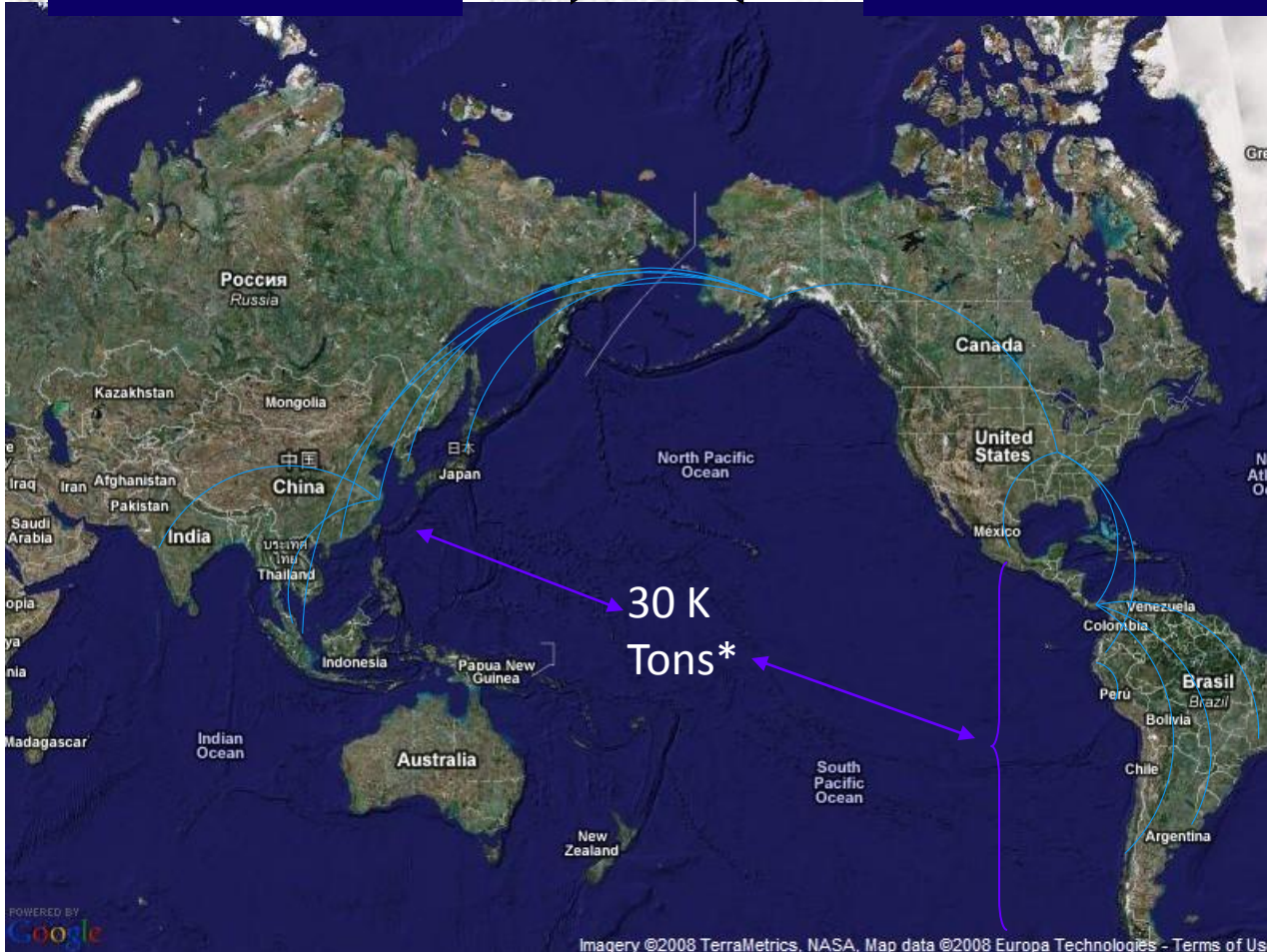
Access to both ASIA and US Markets via BLV



- Latin America to US and back.
- Asian to Latin American Markets, Direct Air Service (and back)

6.63 Million Tons

1.95 Million Tons

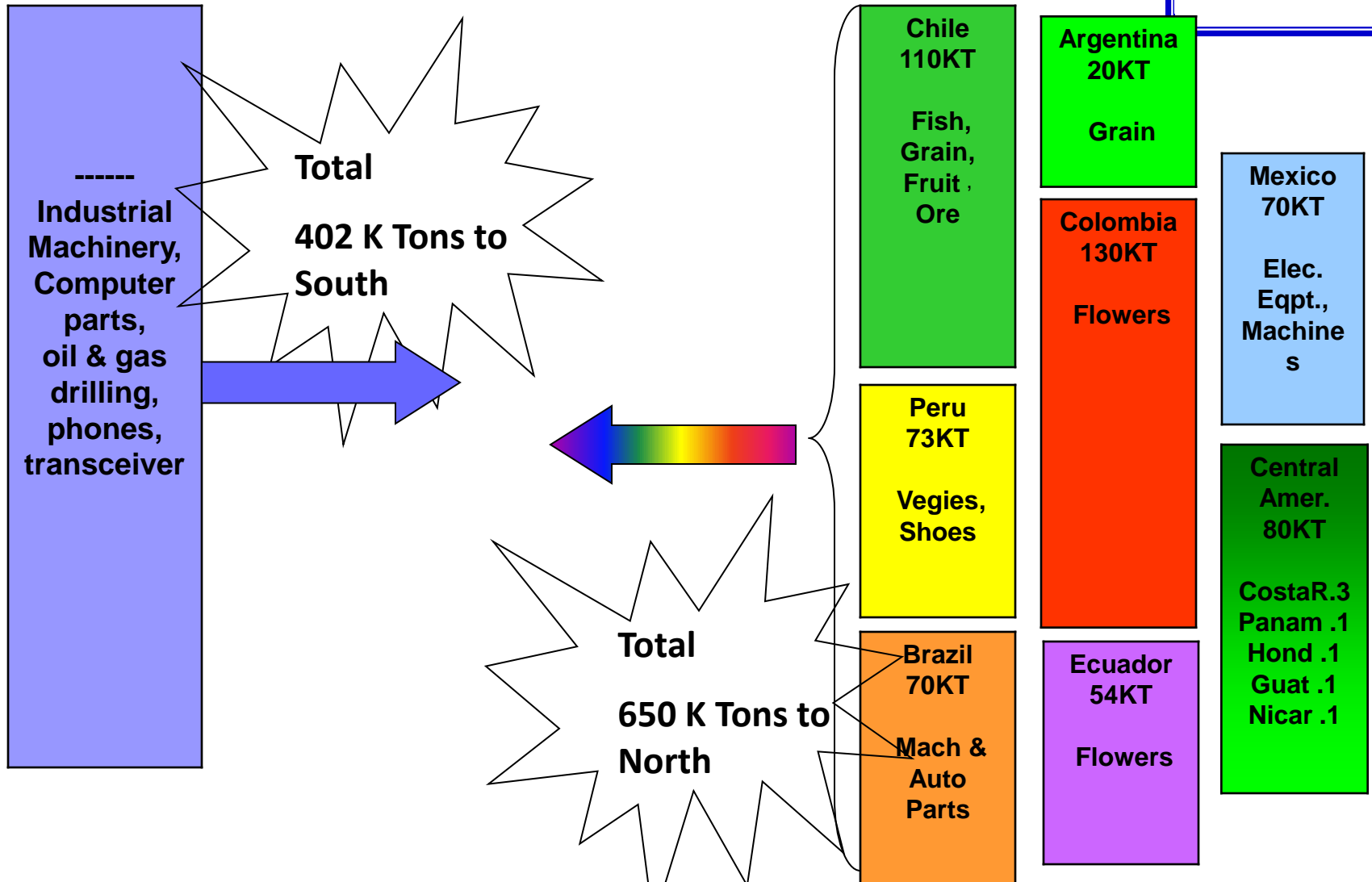


402 Thousand Tons

650 Thousand Tons

*Shanghai~LatAm only

Latin America ~ US ... Significant Air Freight Flows both ways





• North-South Distances require Change of Equipment.

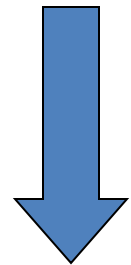


China to Brazil: the Fastest Route is via BLV



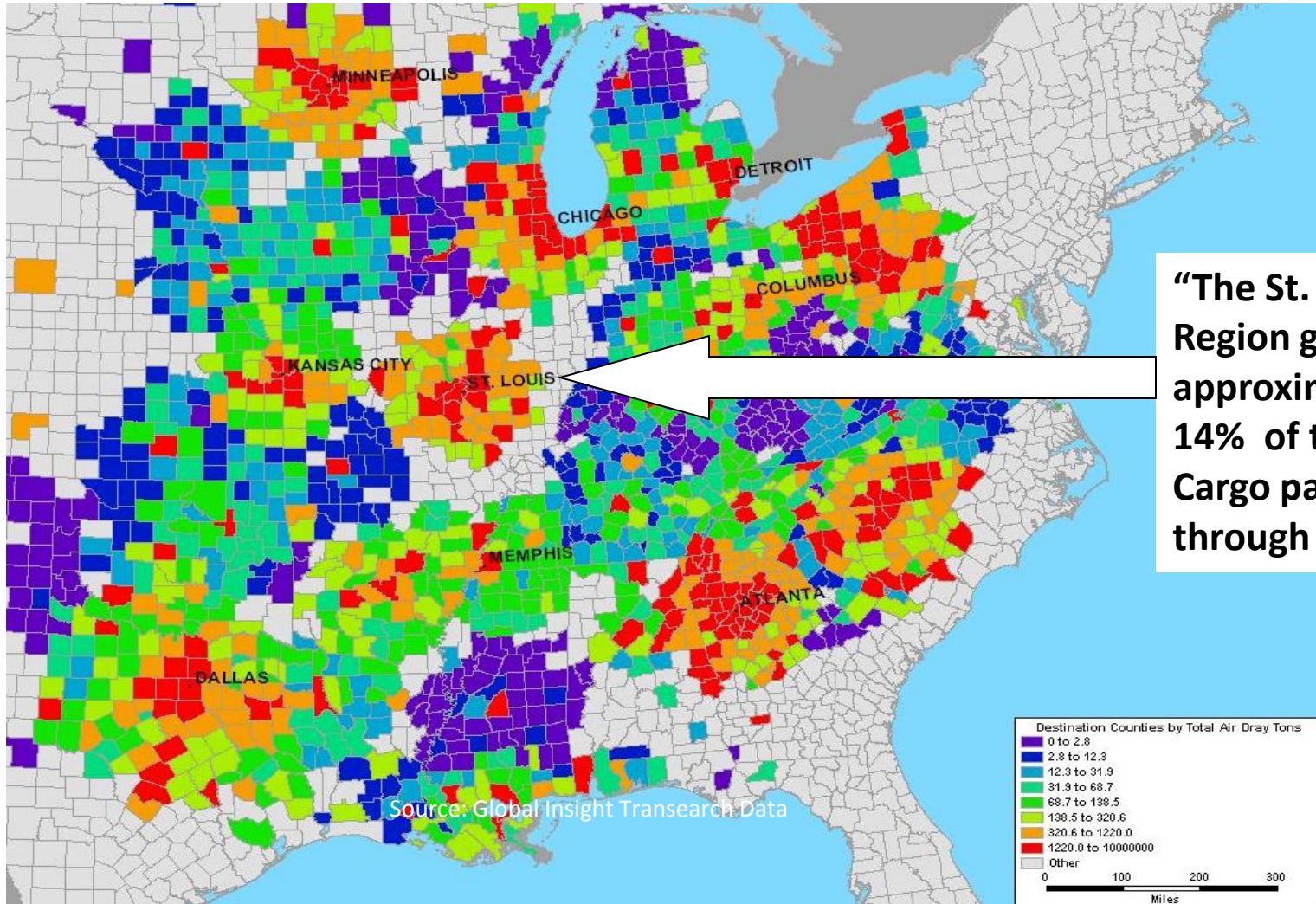
Supply-Chain Event	Location	PVG - ORD - MIA - MAO		PVG - BLV - MAO	
		Time for Each Function in Hours	Cumulative Time in Total Hours	Time for Each Function in Hours	Cumulative Time in Total Hours
Depart	PVG				
Fly to	ANC	8.80	8.8	8.80	8.8
Tech Stop	ANC	1.00	9.80	1.00	9.80
Fly to	BLV/ORD	6.20	16.00	6.70	16.50
Holding	Landing	0.50	16.50	0.00	16.50
Weather delay *	Landing	1.00	17.50	0.00	16.50
Taxi	Taxiway	0.50	18.00	0.10	16.60
Holding	Gate	0.50	18.50	0.00	16.60
Unload & transfer	Warehouse	4.00	22.50	0.00	16.60
Customs & Docu'tation	Warehouse	1.00	23.50	0.00	16.60
Load Truck *	Warehouse	2.00	25.50	0.00	16.60
Road Feeder * @ team rates	MIA	48.00	73.50	0.00	16.60
Hold and Cross Doc	Warehouse	8.00	81.50	0.00	16.60
Reconfigure	Warehouse	4.00	85.50	4.00	20.60
Truck to	Ramp	1.00	86.50	0.00	20.60
Load Plane	Ramp	2.00	88.50	2.00	22.60
Congestion Delay *	Runway	1.00	89.50	0.00	22.60
Fly to	MAO	4.80	94.30	6.75	29.35
Total hours in optimum conditions			94.30		29.35

Conclusion:



Flying PVG to MAO via BLV cuts total transit time to one-third.

Midwest BLV Catchment Area; A Stand-Alone Market



“The St. Louis Region generates approximately 14% of the Air Cargo passing through ORD.”

St. Louis Region is a Market and a Hub



5 Industry Clusters:

- Advanced Manufacturing
- Plant & Life Sciences
- **Transportation & Distribution**
- Financial Services
- Information Technology



All Freight Transportation services:

- Road
- Rail
- River to Ocean
- Air



Best National Transportation & Warehouse Workforce:

- #1 St. Louis
- #2 Louisville
- #3 Miami

A Business Center

- 125 Large Distribution Centers with a total of 10 million square ft.
- 80,343 Business Locations
- 1.45 Million Workforce

Greater St. Louis Region

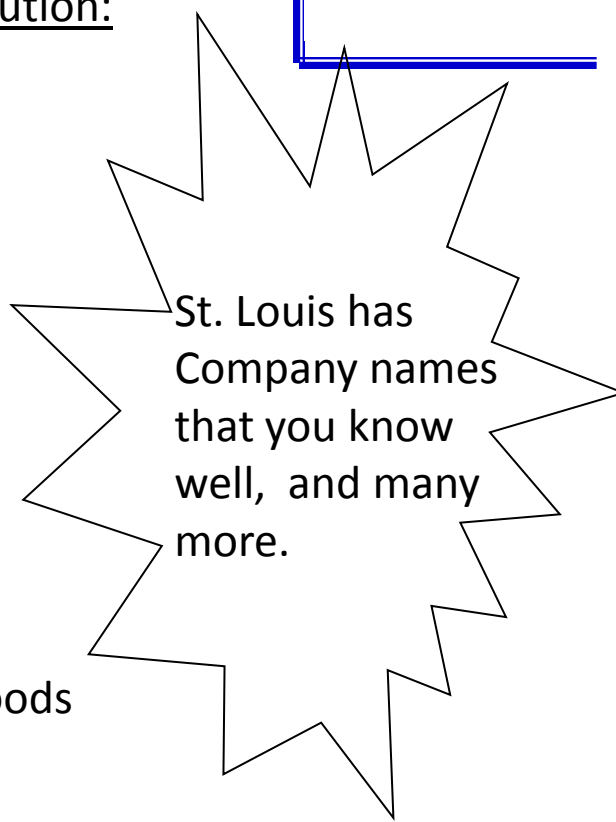


BLV area major corps:

- Emerson
- Monsanto
- Boeing
- Energizer
- DuPont
- Anheuser-Busch
- MEMC Electronic Material
- Brown Shoe
- Peabody Energy
- Barry-Wehmiller
- Kellwood Company
- Furniture Brands Int'l

BLV area major Distribution:

- Hershey Foods
- Unilever
- Mallinckrodt
- United Stationers
- Dial
- Proctor & Gamble
- Aldi's Foods
- Rawlings Sporting Goods
- Trane Company
- Georgia Pacific
- Craftsman Industries
- Lear Seating

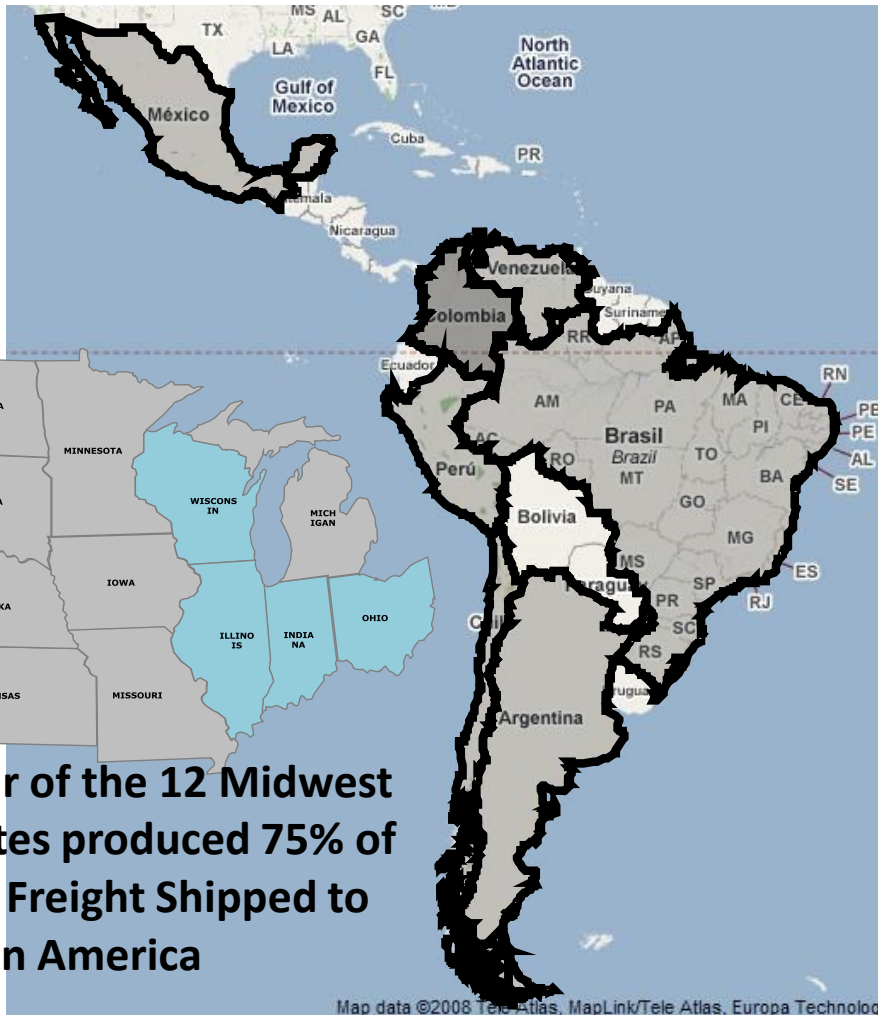
A large, multi-pointed starburst graphic with a black outline, containing text.

St. Louis has
Company names
that you know
well, and many
more.

US & Midwest Air Freight Exports to Latin America



- 82 K tons of Freight by air from Midwest to Latin America in 2007



Four of the 12 Midwest States produced 75% of the Freight Shipped to Latin America

Thousands of Tons of Air Freight Exports - 2007		
Country Market	From All US States	From MidWest States
Brazil	112	28
Mexico	57	16
Chile	30	8
Colombia	67	6
Peru	19	4
Argentina	28	6
Others	133	14
Total	446	82
Freight		
Industrial Machinery		20
Electronic Machinery		7
Vehicles & Parts		4
Medical Equipment		3
Total		82

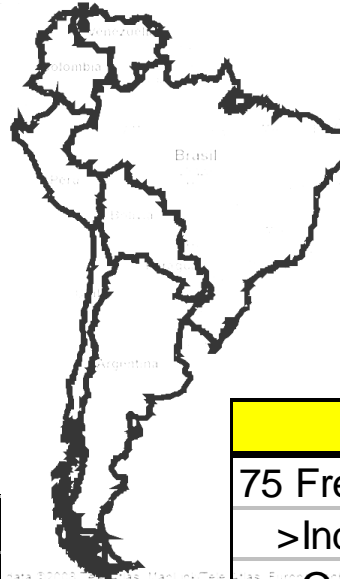
Midwest Air Freight Exports to Latin America



Mexico
200 Freighters Full:
>Office Machine Parts
>Tool Parts
>Sound Equipment
>Steel



Colombia
75 Freighters Full:
>Electrical Tube Assembly Mach.
>Electrical Converters
>Plastic Articles
>Dental Equipment



Peru
50 Freighters Full:
>Industrial Machinery
>Parts for Derricks
>Vehicle Parts

Brazil
350 Freighters Full:
>Turbines & Engine Parts
>Telephone Parts
>Medical MRI Equipment
>Vehicle Parts

Chile
100 Freighters Full:
>Industrial Machinery Parts
>Auto Parts
>Electrical Converters
>Dental Equipment

Argentina
75 Freighters Full:
>Industrial Machinery
>Organic Chemicals
>Elec Machinery
>Plastics

Data: 2007 in "Equivalent Full Freighters"
(80 tons per freighter is assumed)



BLV

America's Newest Port of Entry

No matter how you say

INTERNATIONAL AIR CARGO,

we speak your
language.

Aeropuerto MidAmerica St. Louis ubicado en el corazón de los Estados Unidos, el Aeropuerto MidAmerica St. Louis (BLV) cuenta con instalaciones de apoyo para carga aérea de última generación destinadas a clientes internacionales y domésticos. Nuestra ubicación central, se complementa con la cercanía de conexiones de transporte locales a autopistas interestatales principales de acceso a medios ferroviarios y acuáticos convenientes para la distribución de mercancía a cualquier lugar de los Estados Unidos.

Nuestra meta es superar sus expectativas como su socio de carga internacional para satisfacer sus necesidades comerciales en el mercado globalizado de hoy.

中美聖路易機場 (BLV) 位於美國心臟地帶, 擁有最先進和完善的空中貨運支援設備, 可滿足國際和國口客口的需求。由於本機場位處中央, 加上附近連接各大州際公路、鐵路及水路的便利機能, 能以極具經濟效益的方式將貨物運送至全美各地。

中美聖路易機場設有對外貿易區以及現場美國海關服務, 能有效縮減地勤時間與作業成本, 大幅提高國際空中貨運效率。本機場擁有 3,000 英尺及 10,000 英尺長的平行跑道, 可輕鬆容納最大型的貨機, 完全不會受到惡劣天氣或空中交通壅塞的影響。

我們希望能與您並肩合作, 提供優異的國際空中貨運服務, 滿足您在今日全球市場的各種業務需求。



MidAmerica
ST. LOUIS AIRPORT

www.flymidamerica.com
Port 4581

FOR MORE INFORMATION:
Tim Cantwell, Director
director@flymidamerica.com
(618) 566-5240
USA